
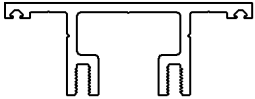


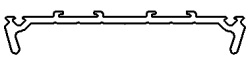



BCE-8000 SERIES



1 of 6

PART NUMBER	DIE DRAWING	WT/FT	PERMIETER	X-X Y-Y
A-7082		3.938	46.828	9.549 I 28.036 4.775 S 7.009
BCE-8000		1.591	18.826	1.394 I 0.322 0.697 S 0.325
BCE-8002		4.684	51.329	9.531 I 29.492 4.766 S 7.287
BCE-8057		4.216	46.329	8.090 I 18.861 4.045 S 5.577
BCE-8060		0.682	11.291	0.012 I 0.958 0.025 S 0.494
BCE-8061		0.388	10.696	0.011 I 0.619 0.019 S 0.310

